

StellarSCOPE Systems for Microscopy

- Couple StellarNet Spectrometers & Light Sources to high performance Microscopes
- StellarSCOPE systems include a microscope with 4, 10, & 40x objectives, CMOS 1.3 Mpixel Camera, optical switch, and required SMA couplers & attachment accessories for:


- *Raman Microscopy*
- *Fluorescence Microscopy*
- *CIELAB Color Analysis*

➤ Raman Configurations

- 532, 785, 830, & 1064nm Options
- Dual Wavelength Systems Available
- Compatible with Ramulaser or Lab-Lasers
- High Performance Raman-HR-TEC
- Coupling optics, filters, & accessories available

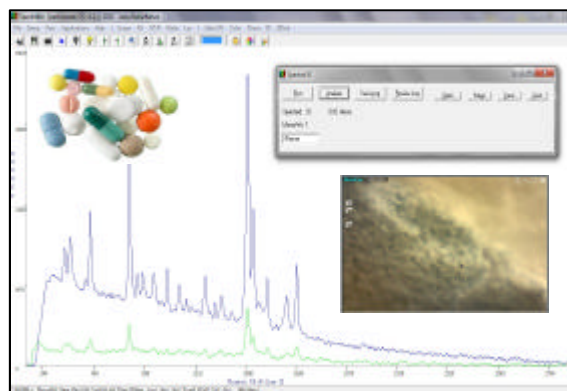
➤ Fluorescence Configurations

- SL1-LED excitation source with UV-LED kit
- BLACK-Comet OR SILVER-Nova TEC spectrometers for the highest sensitivity
- Coupling optics, filters, & accessories available



➤ Color Analysis Systems

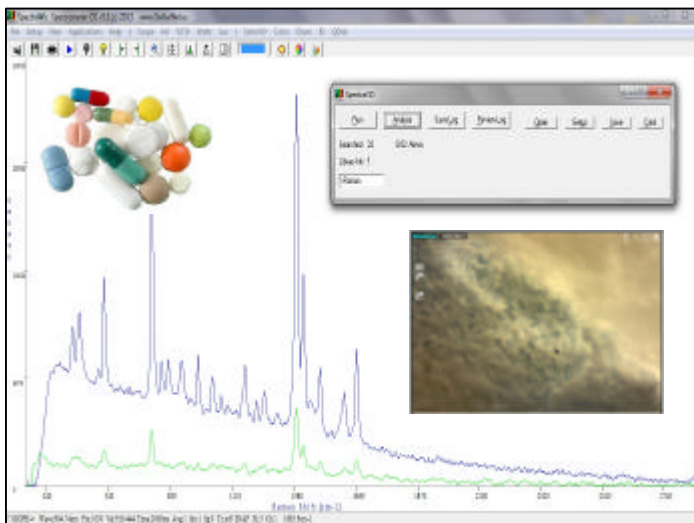
- Measure sample spot L*a*b* values
- Compare colors quickly & accurately
- Color variation displayed as numerical dE value
- Couple with your BLACK-Comet Spectrometer & Colorimetry Accessories



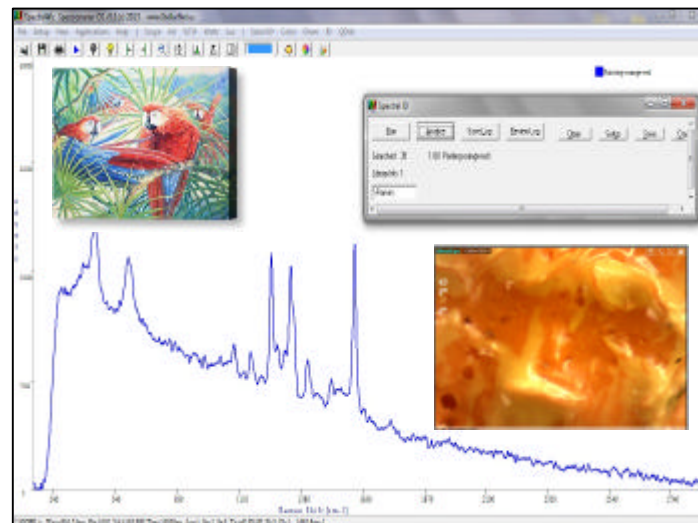
Item		Price
StellarSCOPE	Microscope System with Accessories	\$9,895

StellarScope System for Microscopy

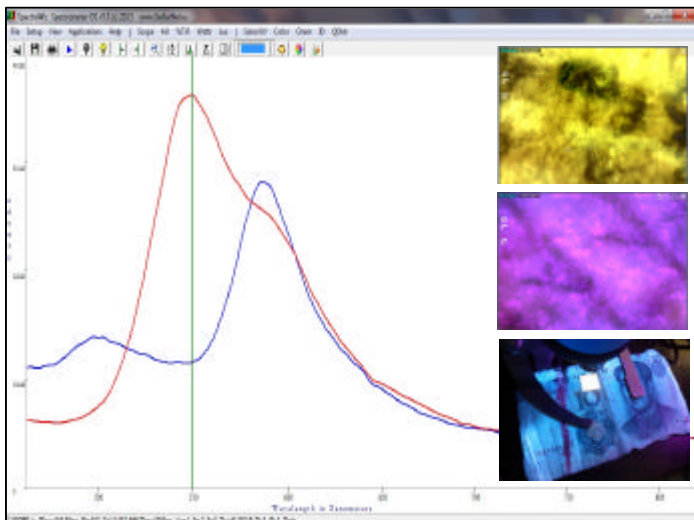
Optical system	UIS2 (Universal Infinity-corrected) optical system
Illumination	Built-in transmitted Koehler illuminator 6V30W halogen bulb 100-120V/220-240Vg 0.85/0.45A 50/60Hz
Focusing	•Stage height movement by roller guide (rack & pinion) •Stroke per rotation: 36.8mm •Full stroke range: 25mm •Upper limit stopped by simplified pre-focusing dial •Tension adjustment on coarse focus adjustment knob
Measurement Stage	Size: 188(W) X 134(D)mm Movement range: 76mm X-direction X 50mm Y-direction Specimen holder, Double slide holder, Rubber grip Equipped as standard
Objectives	4, 10, 40x with working distance 18.5mm, 10.6mm, & 0.6mm
Camera	1.3 Megapixel resolution, image capture, video and time lapse video modes
Multi-Mode Feature	Easy adjustment switch between Camera Mode and Spectrometer Mode



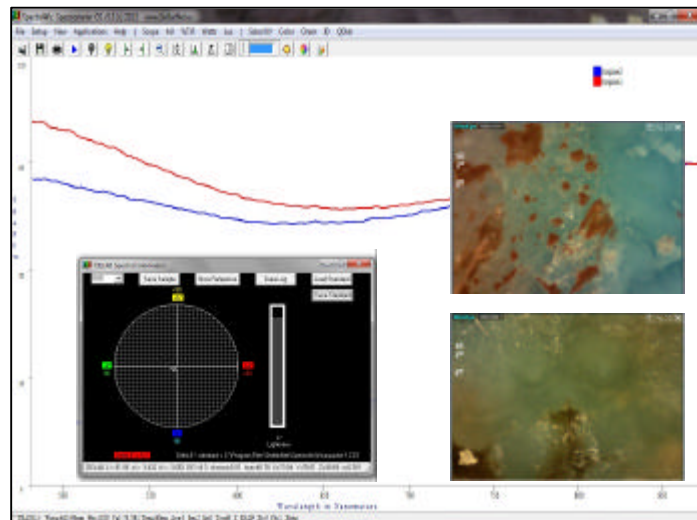
Pharmaceuticals- Tablet fraction @ 4x zoom & Raman using StellarScope Microscope Accessory pack configured for 785nm Raman. SpectraWizID displays library match



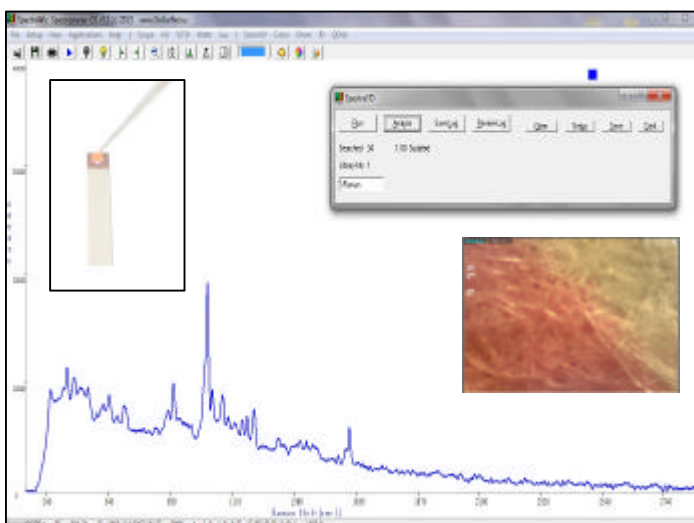
Art Authentication- StellarScope @ 10x zoom coupled to a 785nm Raman Spectrometer allows art experts to compare spectral database of art and archaeological materials to determine the samples chemical composition & its authenticity.



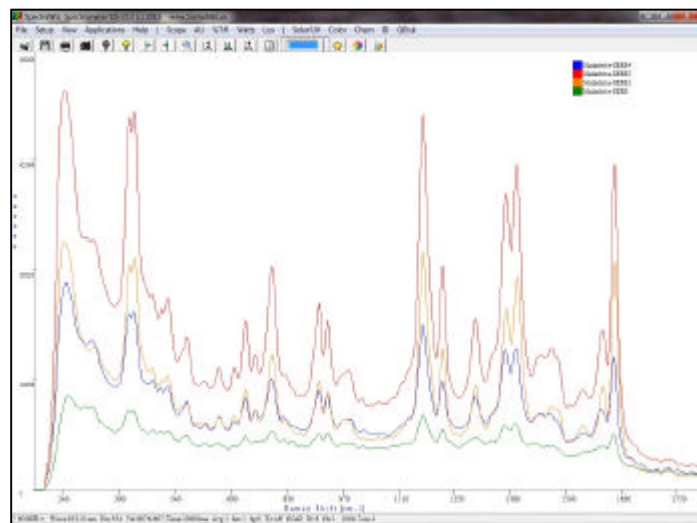
Fluorescence of an RMB - Microscope Accessory pack configured for fluorescence microscopy. View micron spot size of fluorescence with SL1-LED and SILVER-Nova



Colorimetry of Gemstones - Qualitative color analysis using CIELAB, turquoise gemstones can be used for precise comparative analysis using dE color standards



Surfaced Enhanced Raman (SERS)- Microscope pack can be used to accurately sample concentrated areas on the edge of sample droplets on our SERS substrates



Combined Systems- StellarSCOPE accessory pack allows for mix & match systems such as Multi-Wavelength Raman including 532/785/1064nm configurations