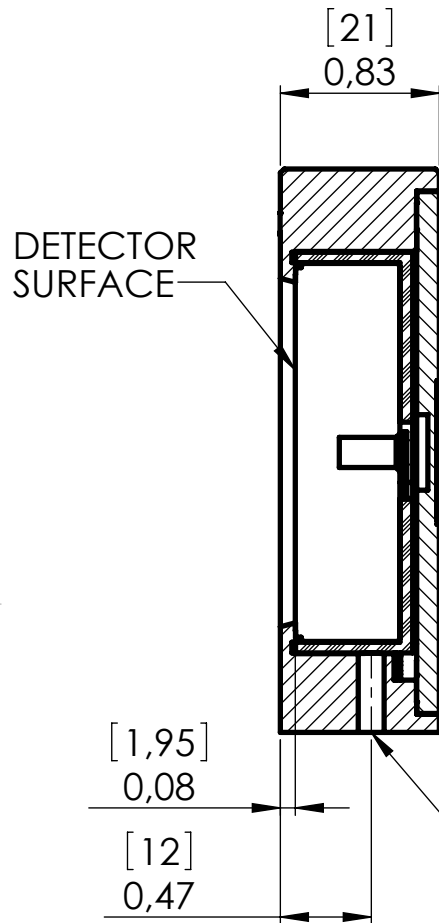
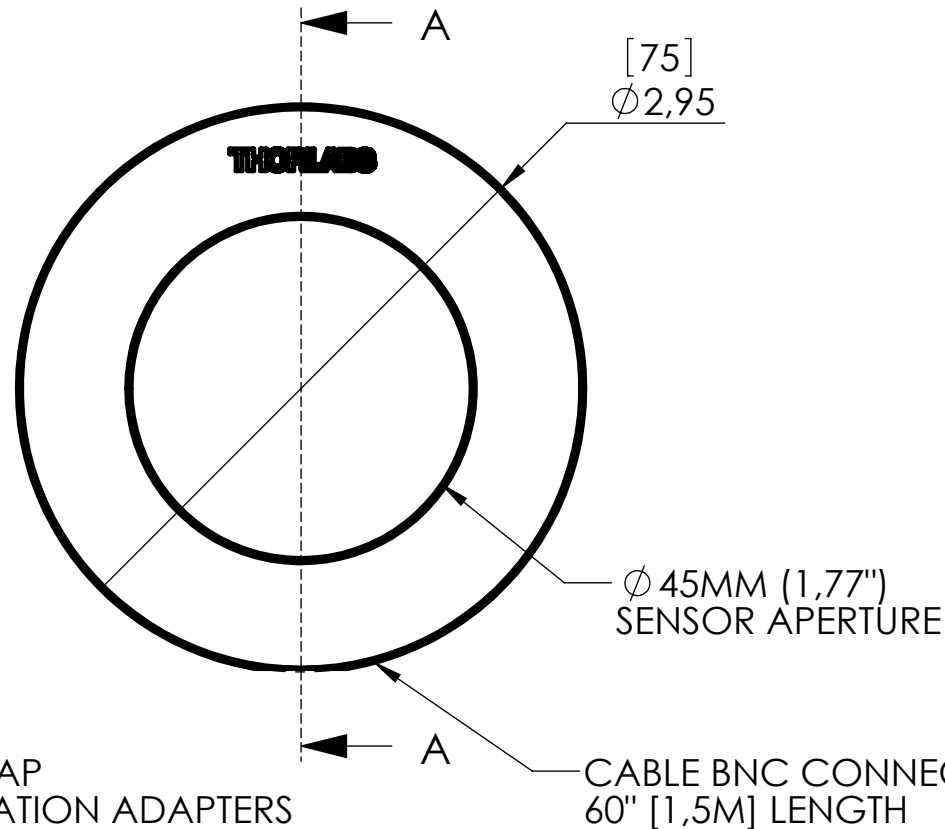


INFORMATION ONLY, NOT FOR MANUFACTURING

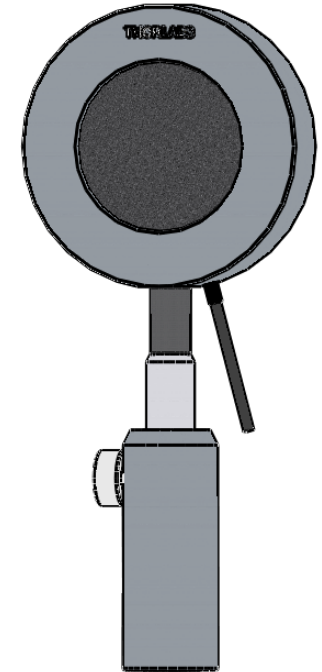


SECTION A-A

8-32 TAP
INSULATION ADAPTERS
FOR METRIC AND
IMPERIAL POSTS INCLUDED



CABLE BNC CONNECTOR
60" [1,5M] LENGTH

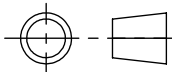


ASSEMBLY VIEW
WITH INSULATION ADAPTER,
POST AND POST-HOLDER

ALL DIMENSIONS IN PARANTHESES ARE MILLIMETERS

UNLESS OTHERWISE SPECIFIED:
DIMENSIONS ARE IN INCHES
TOLERANCES LINEAR: $\pm 0,005$
ANGULAR: $\pm 30'$

DEBUR AND
BREAK SHARP
EDGES



THORLABS Germany

	NAME	DATE
DRAWN	Go	08.09.2008
CHK'D	Go	08.09.2008
APPV'D	Go	08.09.2008

NO PART OF THIS DRAWING MAY BE
REPRODUCED OR TRANSMITTED IN ANY
FORM OR BY ANY MEANS INCLUDING
PHOTOCOPYING OR RECORDING
WITHOUT THE PRIOR WRITTEN
PERMISSION OF THORLABS GMBH

MATERIAL:

N/A

FINISH / TREATMENT:

N/A

DO NOT SCALE DRAWING

TITLE:

ENERGY SENSOR
Ø 45mm ACTIVE AREA

PART NO.

ES145C, ES245C

DWG NO. 13876-E01

SCALE: 1:1

REV

A

SIZE

A4

SHEET 1 OF 1

© THORLABS GMBH