


MPPC® (multi-pixel photon counter)

S14160-1310PS/-1315PS/-3010PS/-3015PS



Low breakdown voltage, wide dynamic range type MPPC with small pixels

The S14160 series is a small-pixel MPPC that features wide dynamic range. Even with an extremely narrow pixel pitch of 10 or 15 μm , it features high fill factor, reduced crosstalk, and dark count.

Features

- Small pixel pitch (10 μm , 15 μm)
- High fill factor
- Wide dynamic range
- Low voltage operation ($V_{BR}=38\text{ V typ.}$)
- Low crosstalk and afterpulses
- High gain: 10^5 order

Applications

- High energy physics experiments
- Fluorescence measurement
- Flow cytometry
- DNA sequencers
- Environmental analysis

Structure

Parameter	Symbol	S14160				Unit
		-1310PS	-3010PS	-1315PS	-3015PS	
Effective photosensitive area	-	1.3 × 1.3	3 × 3	1.3 × 1.3	3 × 3	mm
Pixel pitch	-	10		15		μm
Number of pixels	-	16675	90000	7296	40000	-
Geometrical fill factor	-	31		49		%
Package	-	Surface mount type				-
Window	-	Silicone resin				-
Window refractive index	-	1.57				-

Absolute maximum ratings ($T_a=25\text{ }^\circ\text{C}$)

Parameter	Symbol	Condition	Value	Unit
Reverse voltage	$V_{R\text{ max}}$	-	48	V
Operating temperature	T_{op}	No condensation*1	-40 to +60	$^\circ\text{C}$
Storage temperature	T_{op}	No condensation*1	-40 to +85	$^\circ\text{C}$
Reflow soldering conditions	-	JEDEC J-STD-033C MSL 2a	Peak temperature: 240 $^\circ\text{C}$, 3 times	-

*1: When there is a temperature difference between a product and the surrounding area in high humidity environment, dew condensation may occur on the product surface. Dew condensation on the product may cause deterioration in characteristics and reliability.

Note: Exceeding the absolute maximum ratings even momentarily may cause a drop in product quality. Always be sure to use the product within the absolute maximum ratings.

Electrical and optical characteristics (Typ. Ta=25 °C, Vr=Vop, unless otherwise noted)

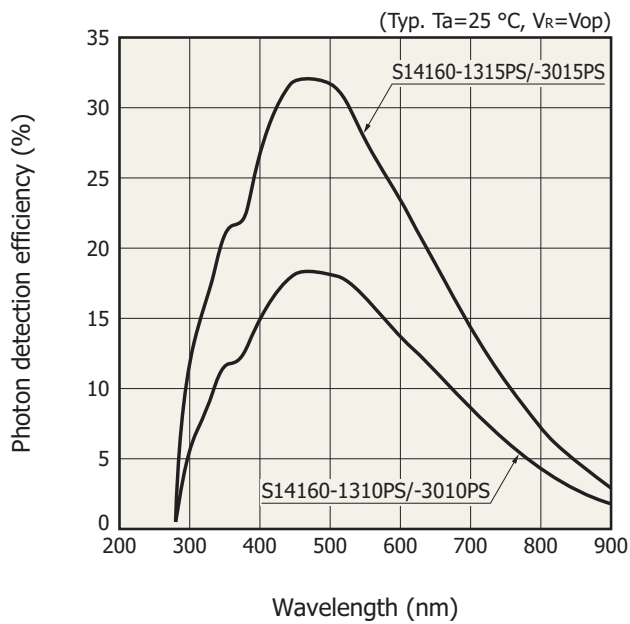
Parameter	Symbol	S14160				Unit
		-1310PS	-3010PS	-1315PS	-3015PS	
Spectral response range	λ	290 to 900				nm
Peak sensitivity wavelength	λ_p	460				nm
Photon detection efficiency at λ_p^{*2}	PDE	18		32		%
Breakdown voltage ^{*3}	VBR	38±3				V
Recommended operating voltage ^{*3}	Vop	Vbr + 5		Vbr + 4		V
Vop variation within a reel	-	±0.1				V
Dark count rate ^{*4}	typ.	120	700	120	700	kcps
	max.	360	2100	360	2100	
Direct crosstalk probability	Pct	< 1				%
Terminal capacitance at Vop	Ct	100	530	100	530	pF
Gain	M	1.8×10^5		3.6×10^5		-
Temperature coefficient of Vop	$\Delta T V_{op}$	34				mV/°C

*2: Photon detection efficiency does not include crosstalk and afterpulses.

*3: Refer to the data attached for each product.

*4: Threshold=0.5 p.e.

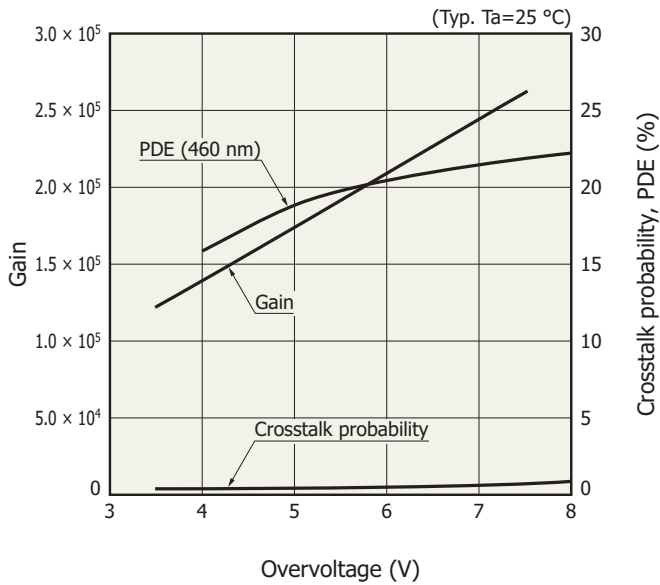
Photon detection efficiency vs. wavelength



KAPDB0455EA

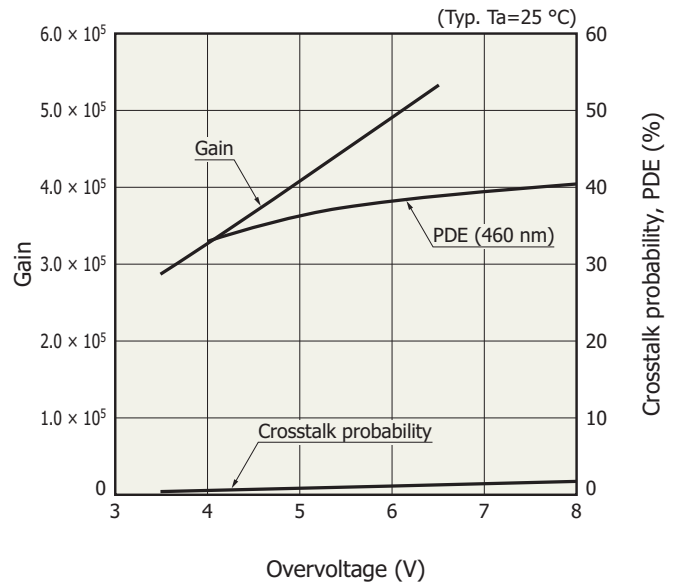
Gain, crosstalk probability, photon detection efficiency vs. over voltage

S14160-1310PS/-3010PS



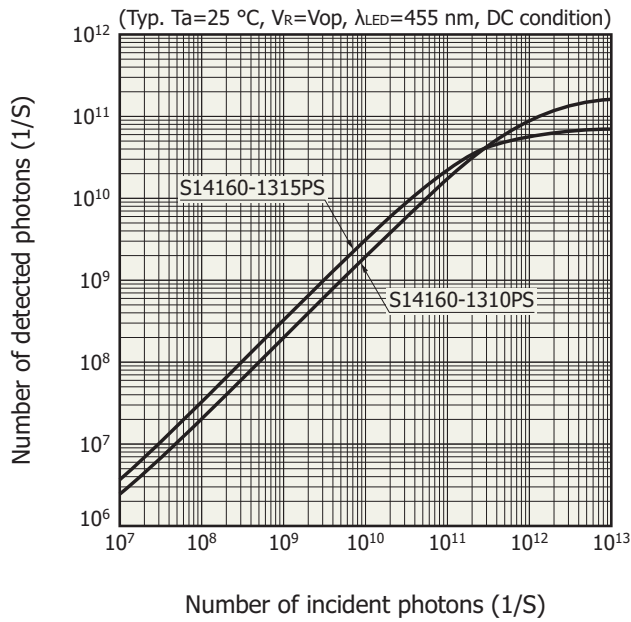
KAPDB0456EA

S14160-1315PS/-3015PS

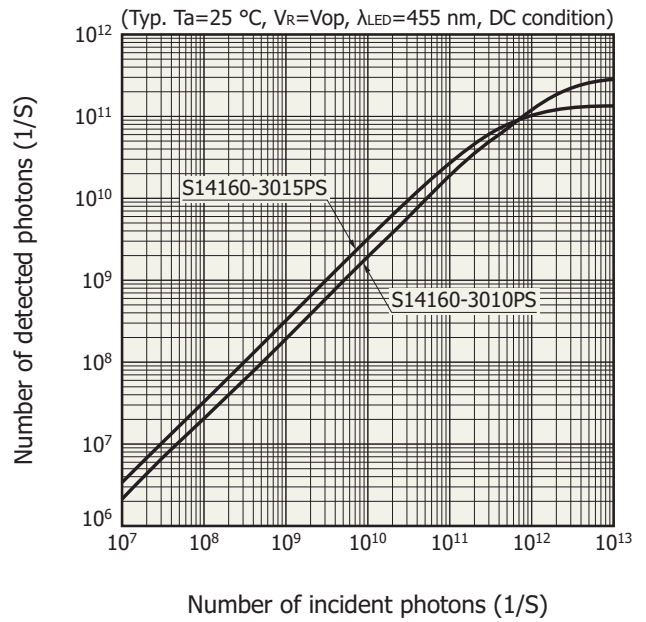


KAPDB0457EA

Linearity



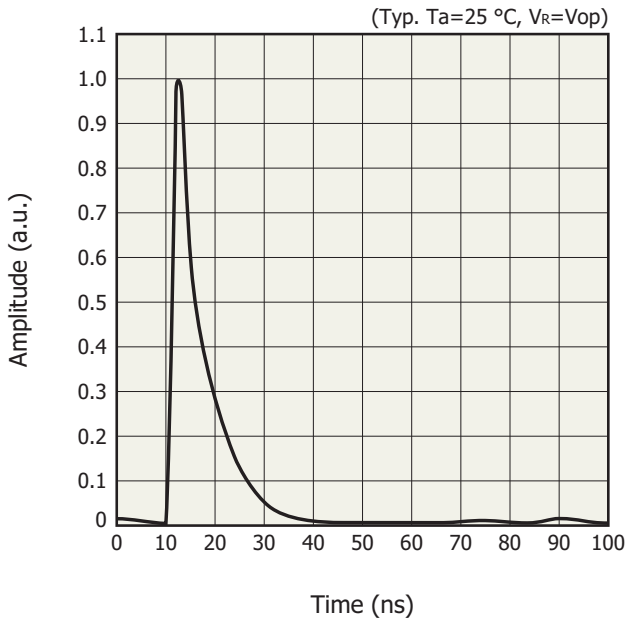
KAPDB0458EA



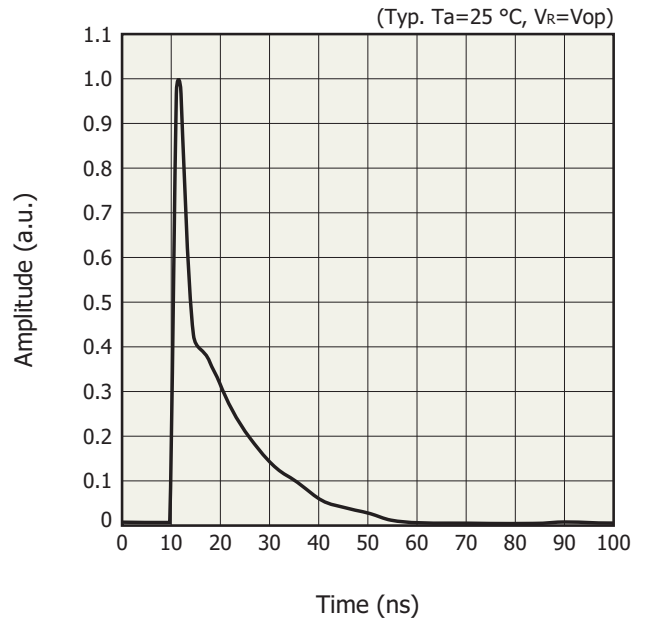
KAPDB0459EA

1 photon equivalent pulse output

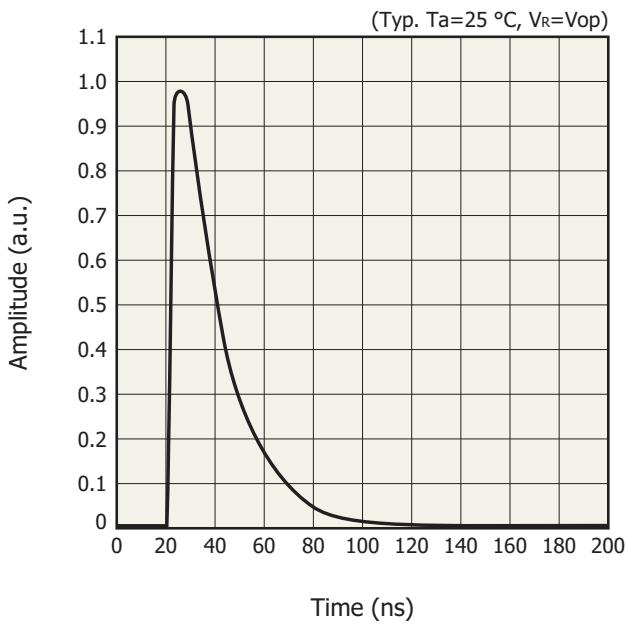
S14160-1310PS



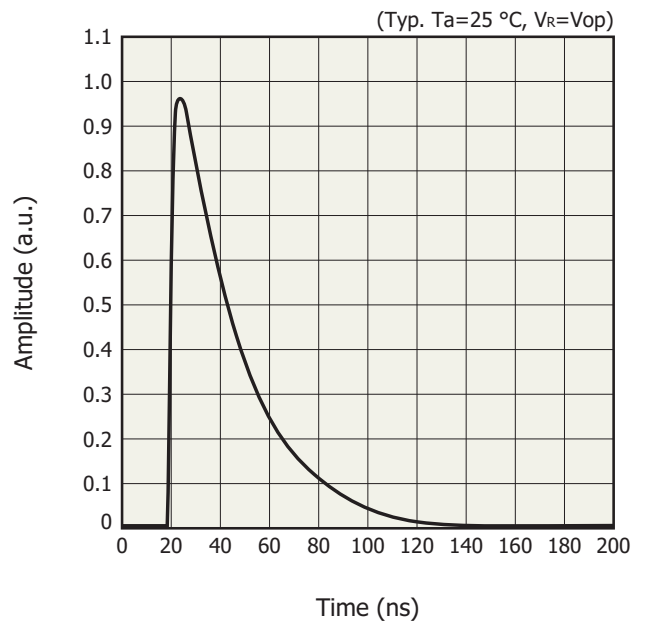
S14160-1315PS



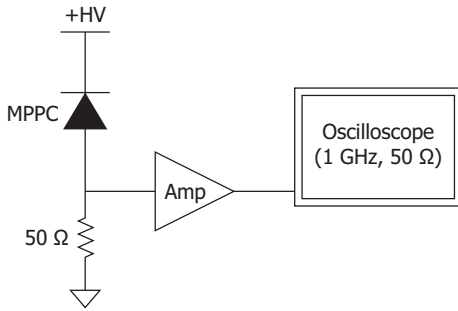
S14160-3010PS



S14160-3015PS



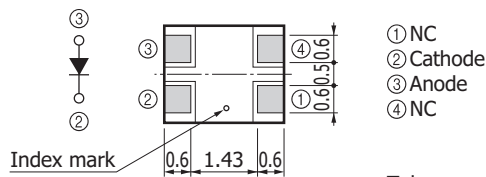
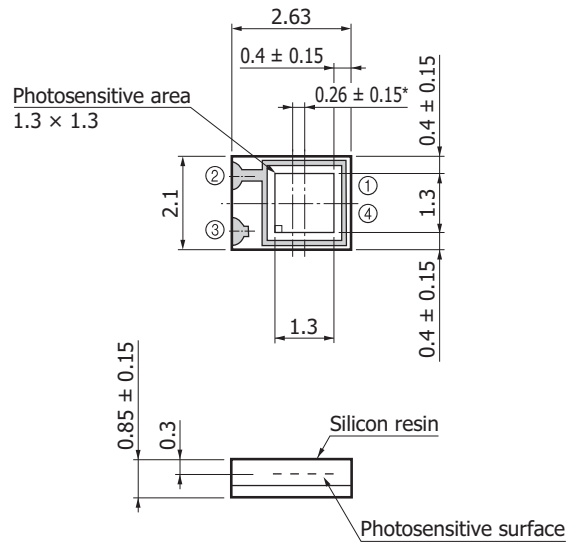
Waveform measurement setup



KAPDC0115EA

Dimensional outlines (unit: mm)

S14160-1310PS/-1315PS

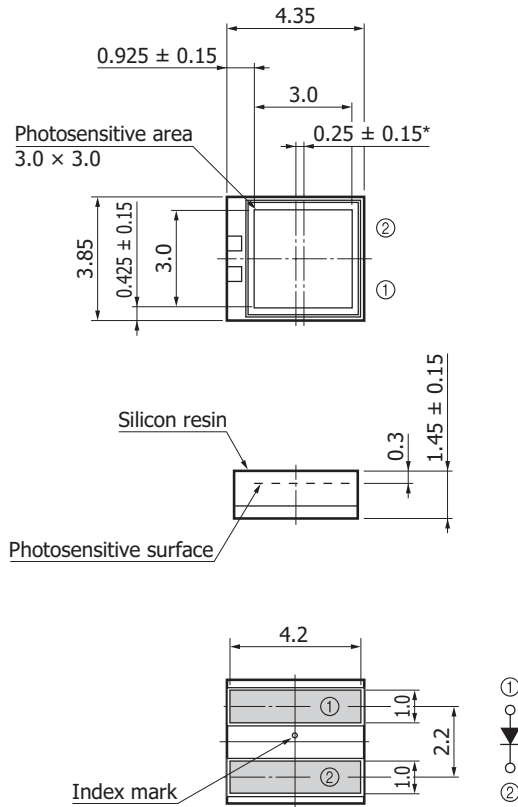


- ① NC
- ② Cathode
- ③ Anode
- ④ NC

Tolerance unless otherwise noted: ±0.1
 * Distance from chip center to package center

KAPDA0205EA

S14160-3010PS/-3015PS

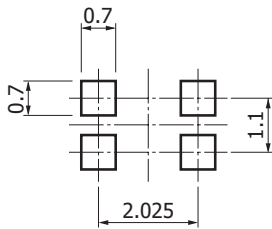


Tolerance unless otherwise noted: ± 0.1
 * Distance from chip center to package center

KAPDA0206EA

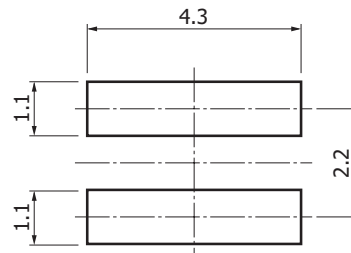
Recommended land patten (unit: mm)

S14160-1310PS/-1315PS



KAPDC0116EA

S14160-3010PS/-3015PS



KAPDC0117EA

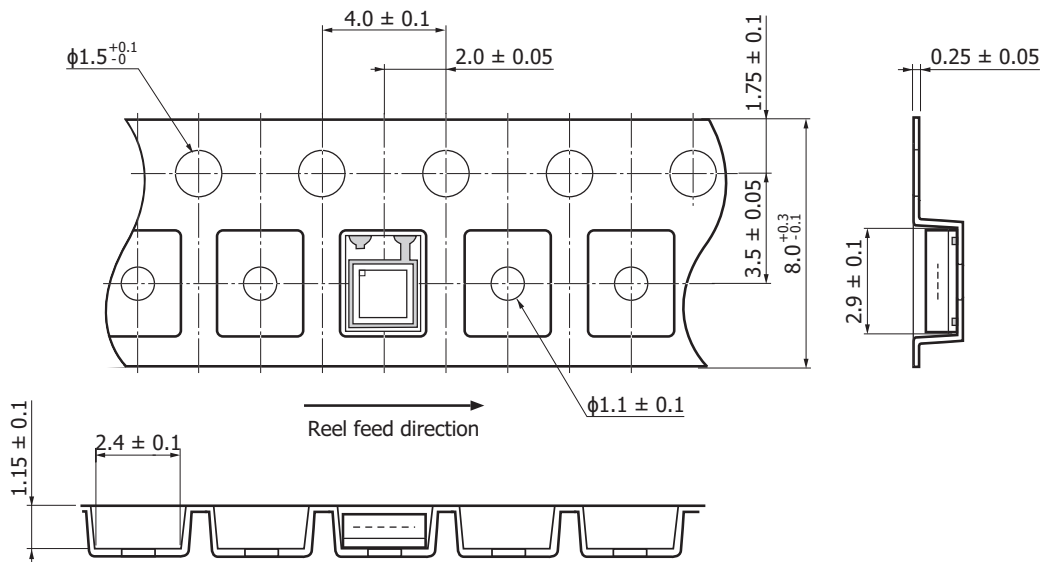
Standard packing specifications

S14160-1310PS/-1315PS

■ Reel (conforms to JEITA ET-7200)

Dimensions	Hub diameter	Tape width	Material	Electrostatic characteristics
180 mm	60 mm	8 mm	PS	Conductive

■ Embossed tape (unit: mm, material: PS, conductive)



KAPDC0101EA

■ Packing quantity

300 pcs/reel

■ Packing type

Reel and desiccant in moisture-proof packaging (vacuum-sealed)

■ Label

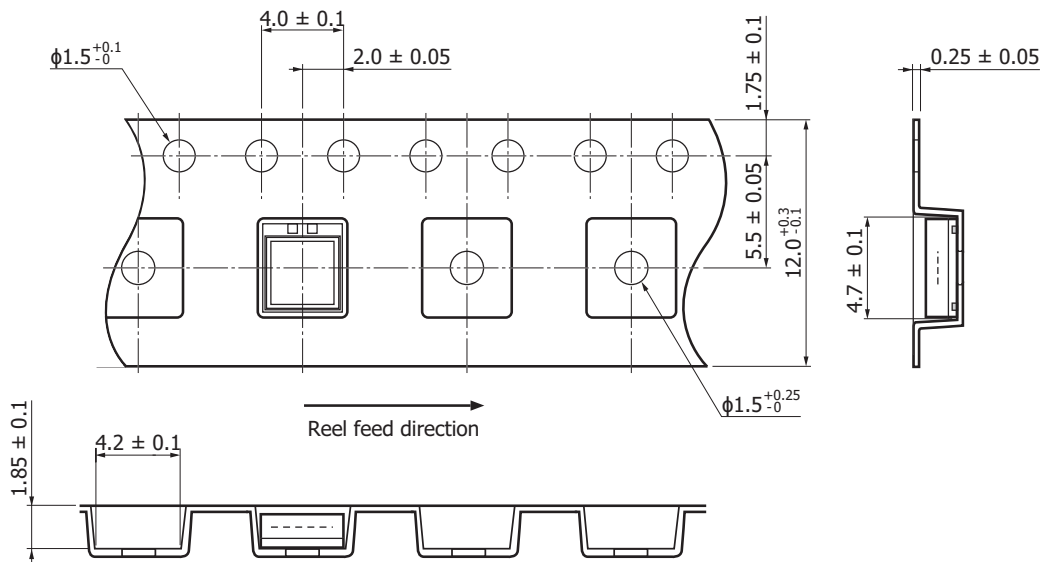
Type No. _____
Lot No. _____
Vop _____
HAMAMATSU
MADE IN JAPAN

S14160-3010PS/-3015PS

■ Reel (conforms to JEITA ET-7200)

Dimensions	Hub diameter	Tape width	Material	Electrostatic characteristics
254 mm	80 mm	12 mm	PS	Conductive

■ Embossed tape (unit: mm, material: PS, conductive)



KAPDC0118EA

■ Packing quantity

300 pcs/reel

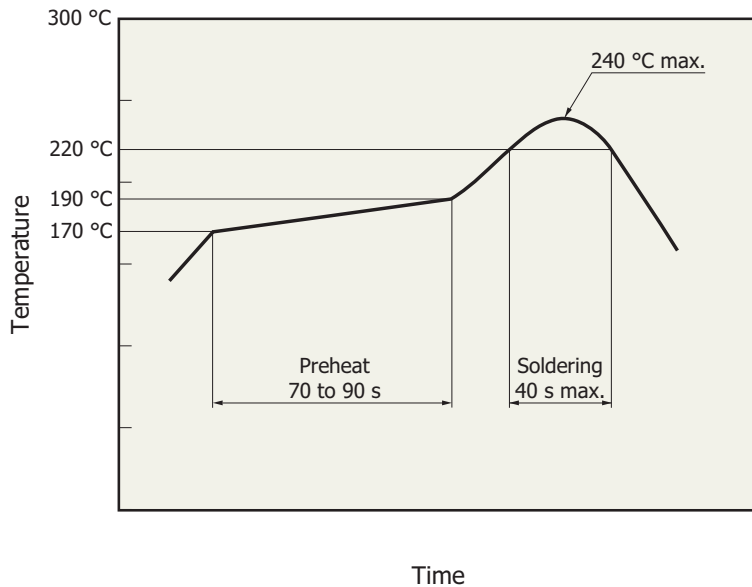
■ Packing type

Reel and desiccant in moisture-proof packaging (vacuum-sealed)

■ Label

Type No. _____
Lot No. _____
Vop _____
HAMAMATSU
MADE IN JAPAN

Recommended reflow soldering conditions



KPICB0171EA

- This surface mount type product supports lead-free soldering. After unpacking, store it in an environment at a temperature of 30 °C or less and a humidity of 60% or less, and perform soldering within 4 weeks.
- This effect that the product receives during reflow soldering varies depending on the circuit board and reflow oven that are used. When you set reflow soldering conditions, check that problems do not occur in the product by testing out the conditions in advance.

Precautions

- If necessary, incorporate appropriate protective circuits in power supplies, devices, and measuring instruments to prevent overvoltage and overcurrent.

Related information

www.hamamatsu.com/sp/ssd/doc_en.html

Precautions

- Disclaimer
- Surface mount type products

MPPC is a registered trademark of Hamamatsu Photonics K.K.

Information described in this material is current as of June 2019.

Product specifications are subject to change without prior notice due to improvements or other reasons. This document has been carefully prepared and the information contained is believed to be accurate. In rare cases, however, there may be inaccuracies such as text errors. Before using these products, always contact us for the delivery specification sheet to check the latest specifications.

The product warranty is valid for one year after delivery and is limited to product repair or replacement for defects discovered and reported to us within that one year period. However, even if within the warranty period we accept absolutely no liability for any loss caused by natural disasters or improper product use. Copying or reprinting the contents described in this material in whole or in part is prohibited without our prior permission.

HAMAMATSU

www.hamamatsu.com

HAMAMATSU PHOTONICS K.K., Solid State Division

1126-1 Ichino-cho, Higashi-ku, Hamamatsu City, 435-8558 Japan, Telephone: (81)53-434-3311, Fax: (81)53-434-5184

U.S.A.: Hamamatsu Corporation: 360 Foothill Road, Bridgewater, N.J. 08807, U.S.A., Telephone: (1)908-231-0960, Fax: (1)908-231-1218, E-mail: usa@hamamatsu.com

Germany: Hamamatsu Photonics Deutschland GmbH: Arzbergerstr. 10, D-82211 Herrsching am Ammersee, Germany, Telephone: (49)8152-375-0, Fax: (49)8152-265-8, E-mail: info@hamamatsu.de

France: Hamamatsu Photonics France S.A.R.L.: 19, Rue du Saule Trapu, Parc du Moulin de Massy, 91882 Massy Cedex, France, Telephone: (33)1 69 53 71 00, Fax: (33)1 69 53 71 10, E-mail: infos@hamamatsu.fr

United Kingdom: Hamamatsu Photonics UK Limited: 2 Howard Court, 10 Tewin Road, Welwyn Garden City, Hertfordshire AL7 1BW, United Kingdom, Telephone: (44)1707-294888, Fax: (44)1707-325777, E-mail: info@hamamatsu.co.uk

North Europe: Hamamatsu Photonics Norden AB: Torshamnsgatan 35 16440 Kista, Sweden, Telephone: (46)8-509 031 00, Fax: (46)8-509 031 01, E-mail: info@hamamatsu.se

Italy: Hamamatsu Photonics Italia S.r.l.: Strada della Moia, 1 int. 6, 20020 Arese (Milano), Italy, Telephone: (39)02-93 58 17 33, Fax: (39)02-93 58 17 41, E-mail: info@hamamatsu.it

China: Hamamatsu Photonics (China) Co., Ltd.: B1201, Jiaming Center, No.27 Dongsanhuan Beilu, Chaoyang District, 100020 Beijing, P.R.China, Telephone: (86)10-6586-6006, Fax: (86)10-6586-2866, E-mail: hpc@hamamatsu.com.cn

Taiwan: Hamamatsu Photonics Taiwan Co., Ltd.: 8F-3, No. 158, Section2, Gongdao 5th Road, East District, Hsinchu, 300, Taiwan R.O.C. Telephone: (886)3-659-0080, Fax: (886)3-659-0081, E-mail: info@hamamatsu.com.tw