



Before use, please take the time to read this datasheet and make sure you understood the advices and caution of use.



Security of the user

- Do not disassemble or modify the control unit. Doing so may result in fire or electric shock.
- Make sure that the control unit is free of moisture or any liquid. Exposure to water or other liquid may result in fire or electric shock.
- Do not touch the plugs or switches with wet hands. Doing so may result in electric shock.
- Before connecting or disconnecting cables, make sure that the power switch is turned OFF. Failure to do so may result in fire, electric shock, or breakdown in the UV LED lamp. Before moving the control unit, disconnect all cables.
- If an abnormal condition, such as smoking, abnormal heating, abnormal odor, or noise, occurs, stop using the control unit immediately and turn OFF the power switch. Continued use may result in fire or electric shock.
- Do not place the control unit in direct sunlight or in a very humid environment. Doing so may result in fire due to internal temperature rise. Observe the limitations of the operating temperature and humidity.
- Do not install the control unit perpendicularly. Always place the control unit on a stable and flat surface. Not doing so may result in the control unit falling or toppling, which may cause bodily injury or control unit malfunction.
- Do not pile up the control units. Doing so may result in fire due to internal temperature rise.
- Use a cable manufactured by UWAVE to connect the UV LED lamp. Use irradiators that are suitable for the control unit ratings. Doing so may cause control unit failure.
- Please secure a wiring space to the back panel and respect bending radius of cables. Damaging the cables may result in fire or electric shock.

Any incorrect use cancels the warranty.




Table of contents

Security of the user	1
Technical overview	3
UWAVE products compatibility	4
UPOWER 50W 24V	5
UPOWER 200W 24V	6
UPOWER 200W 24V SCREEN	7
UPOWER 600W 48V	8
UPOWER 1500W & 3000W 48V	9
Mechanical dimensions	10
Custom Power supply	11



Technical overview


The UPOWER™ exists in 5 versions depending on the maximal output power delivered and depending on the UV LED light source which must be supplied.

Electronics 	Maximal Power delivered	50W	200W	600W	1500W	3000W
	Input power	Single phase 85 to 264 VAC, 50/60 Hz				
	Connector to 220V	IEC C14				
	Output voltage	24V		48V		
	Connectors to UV products	Several possibilities for each version of the UPOWER™.				
Mechanics 	W*L*H (mm)	250mm * 410mm * 120mm			340mm * 460mm * 120mm	
	Weight	5,6 kg	6,2 kg	7 kg	8,5 kg	10 kg
	Material	Device body: Aluminum alloy				
Environment 	Working temperature	+10°C to +35°C				
	Working Humidity	< 80% for temp < 30°C				
	IP Code	IP20				



UWAVE products compatibility

The following array presents which power supply corresponds to which UV LED lamp unit.

Power supply		UPOWER 50W 24V	UPOWER 200W 24V SCREEN	UPOWER 200W 24V	UPOWER 600W 48V	UPOWER 1500W 48V	UPOWER 3000W 48V
	UFIBER™	☼	☼				
	UTARGET-AUTO™			☼			
	USHARP™	☼					
	USPOT™			☼			
	UCUBE™				☼		
	UBAR™				☼		
	UPIN™				☼		
	USTRAIGHT™ 75				☼		
	USTRAIGHT™ 150					☼	
	ULINE™ 75				☼		
	ULINE™150					☼	
	USTRAIGHT™ 225/300/375						☼
	ULINE™ 225/300/375						☼



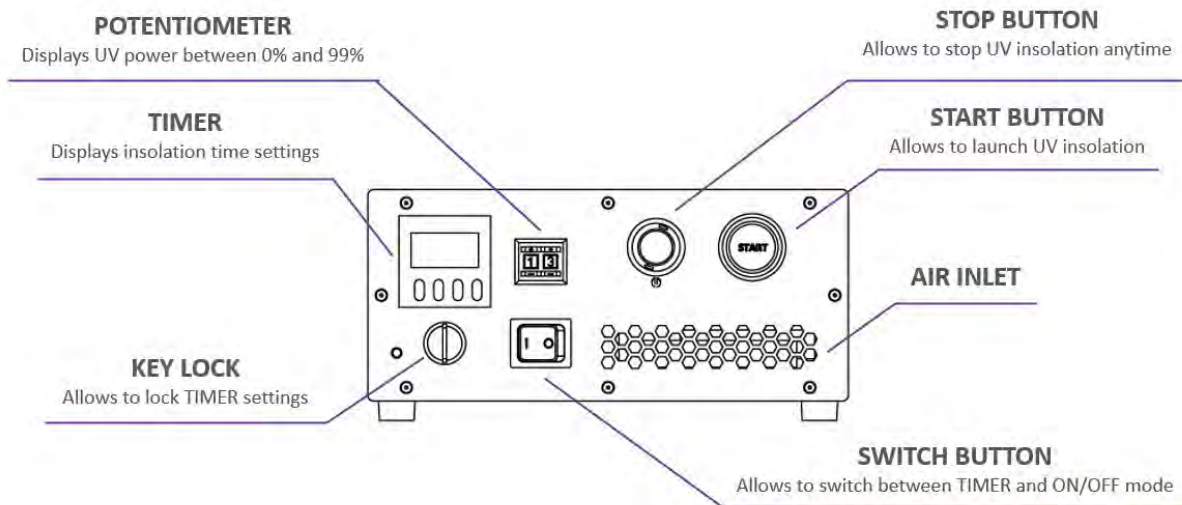
Please contact UWAVE team to get one specific UPOWER datasheet.



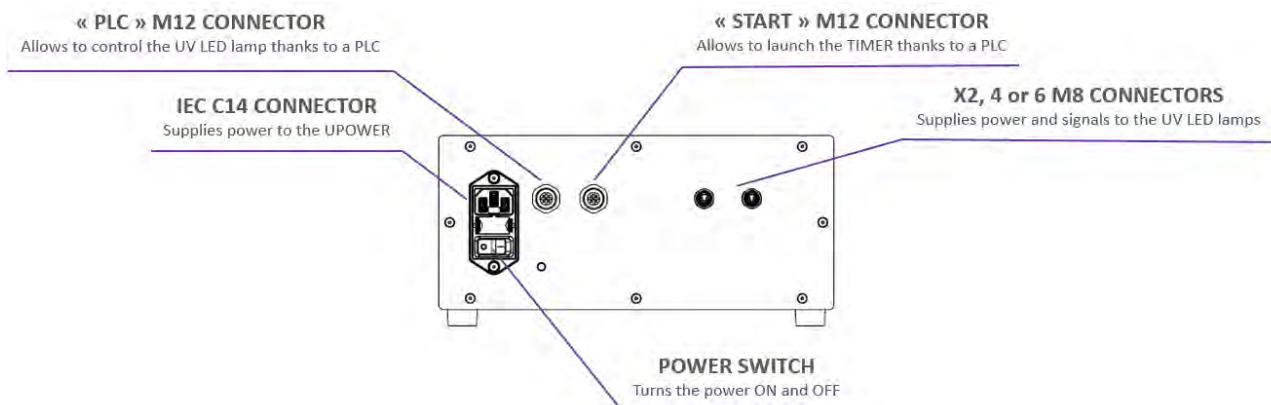
UPOWER 50W 24V

This power supply (Product reference: UPOWER-0050-24) is tailored for the UFIBER™ and the USHARP™. It allows the user to control manually 2, 4 or 6 UV LED heads in the same time thanks to the front side or to control them externally (PLC – analogue communication or footswitch) thanks to the rear side.

Front side (Reference: UPOWER-FAV-0050-TIMER):



Rear side presentation (Reference: UPOWER-FAR-0050-2/4/6M8):

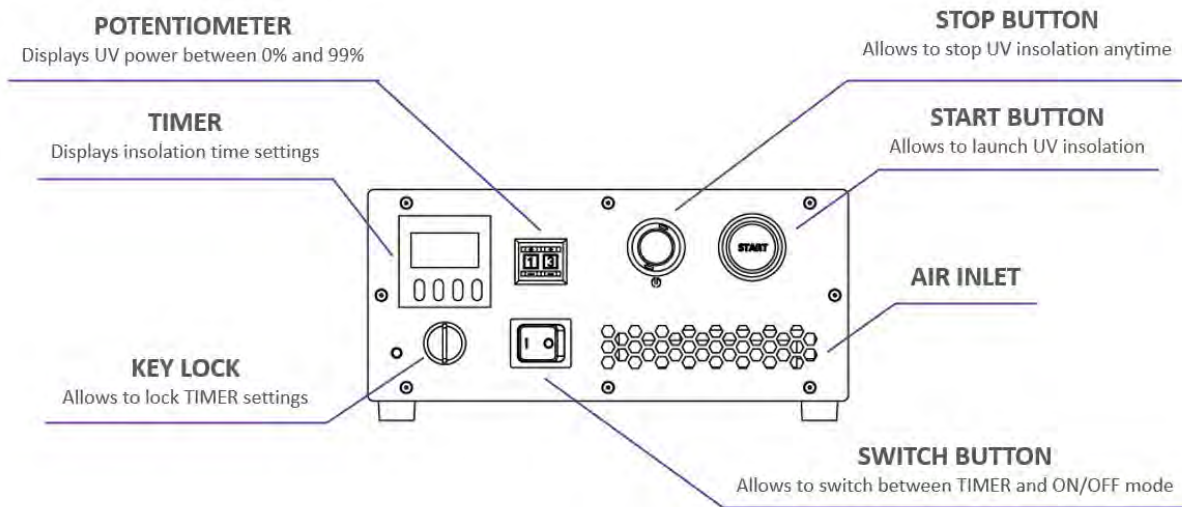




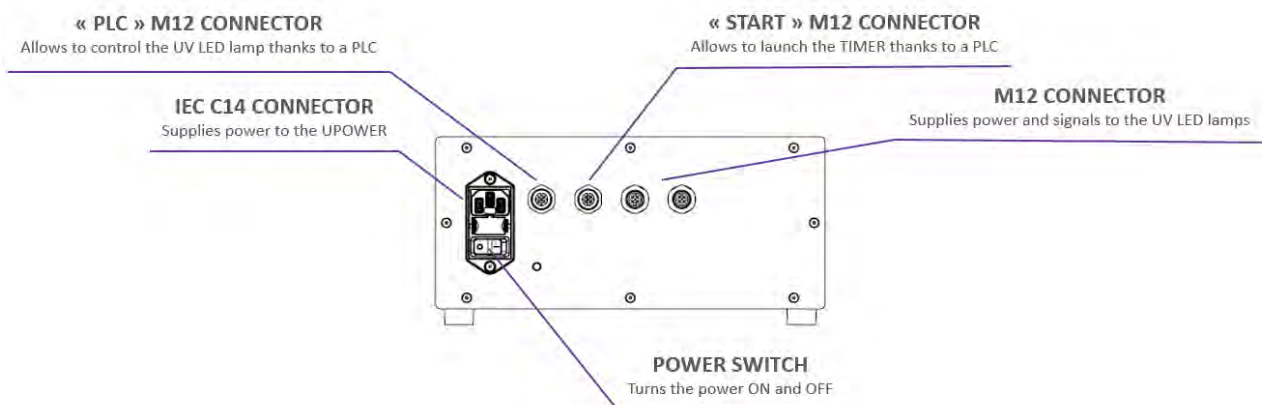
UPOWER 200W 24V

This power supply (Product reference: UPOWER-0200-24) is tailored for the USPOT™ and the UTARGET-AUTO™. It allows the user to control manually 2 UV LED lamps in the same time thanks to the front side or to control them externally (PLC – analogue communication or footswitch) thanks to the rear side.

Front side (UPOWER-FAV-0200-TIMER) presentation:



Rear side (UPOWER-FAR-0200-TIMER) presentation:

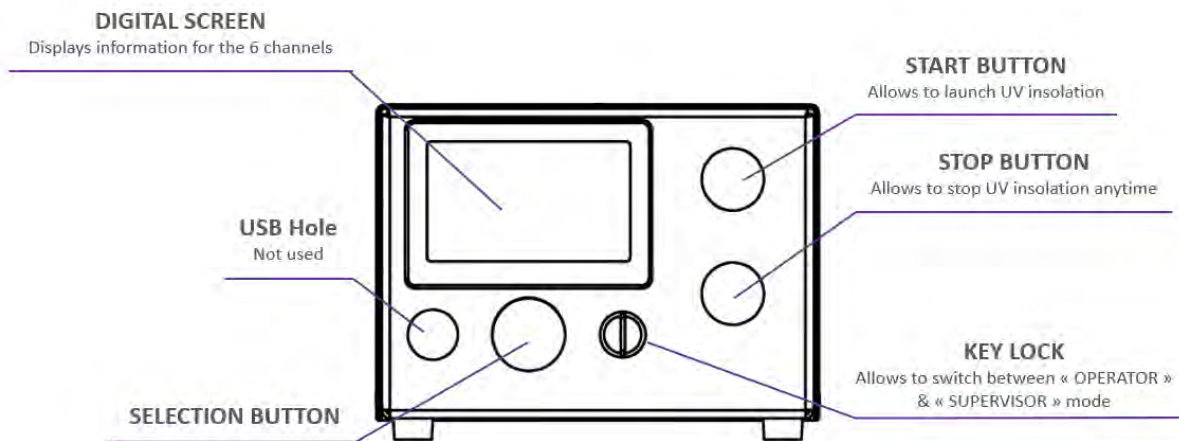




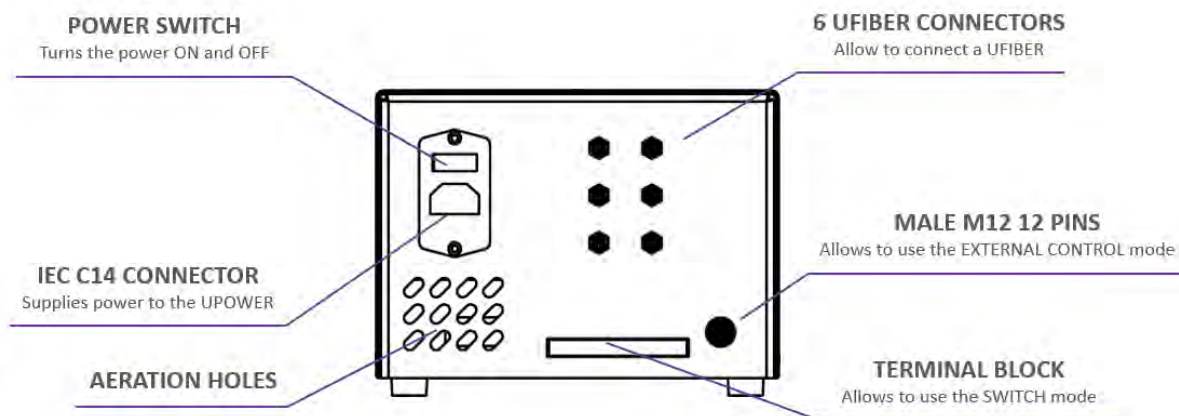
UPOWER 200W 24V SCREEN

This power supply (Product reference: UPOWER-0200-24-SCREEN) is tailored for the UFIBER™. It allows the user to control **independently** 6 UV LED lamps thanks to the different illumination mode available: TIMER (manual control) / EXTERNAL CONTROL (through a PLC) / SWITCH (with a footswitch for example).

Front side (UPOWER-FAV-0200-TIMER) presentation:



Rear side (UPOWER-FAR-0200-TIMER) presentation:

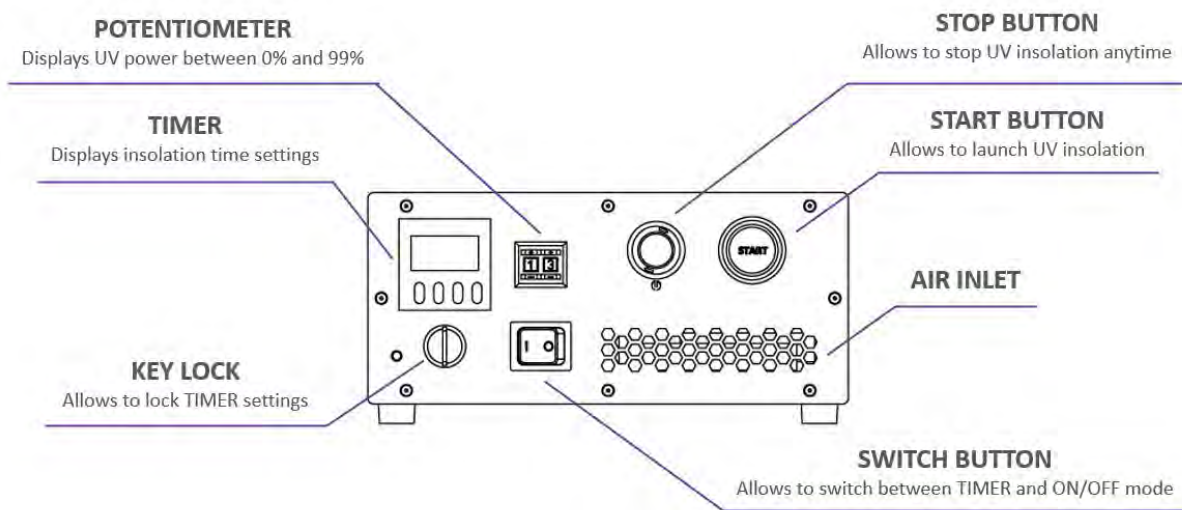




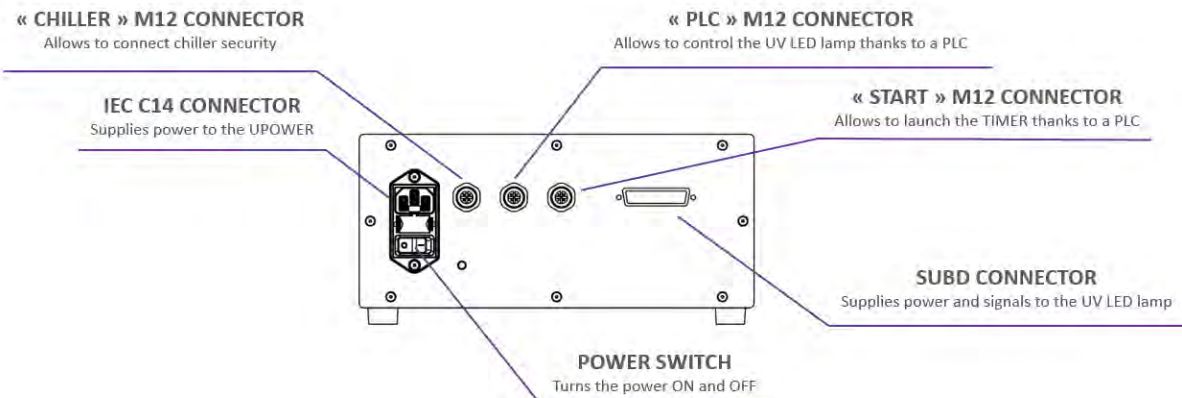
UPOWER 600W 48V

This power supply (Product reference 600W: UPOWER-0600-48) is tailored for the UCUBE™, the UBAR™, the UPIN™, the ULINE™ 75 and the USTRAIGHT™ 75. It allows the user to control manually one UV LED lamp, to plug a chiller security if a water-cooled lamp is used and to plug a PLC (analogue communication).

Front side (UPOWER-FAV-0600-TIMER) presentation:



Rear side (UPOWER-FAR-0600-TIMER) presentation:

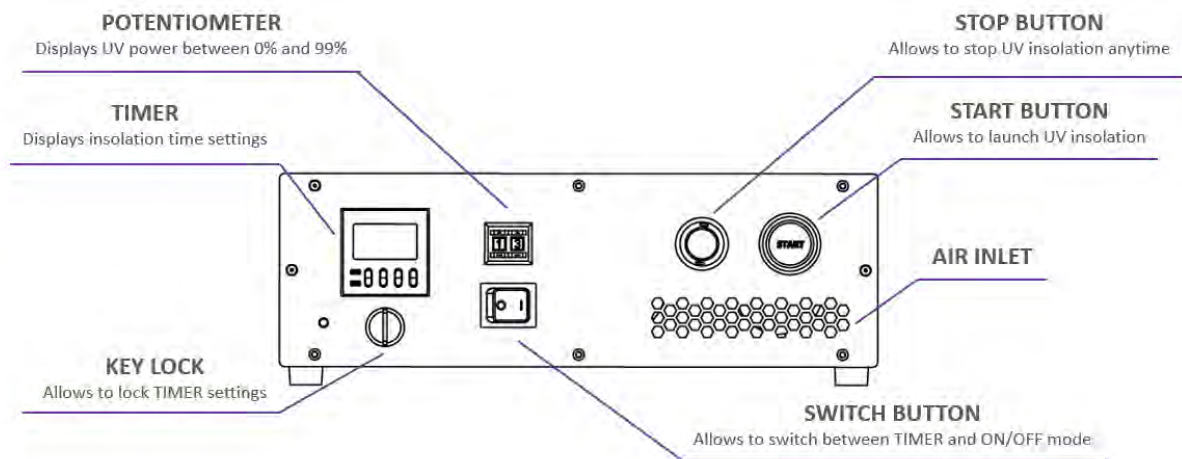




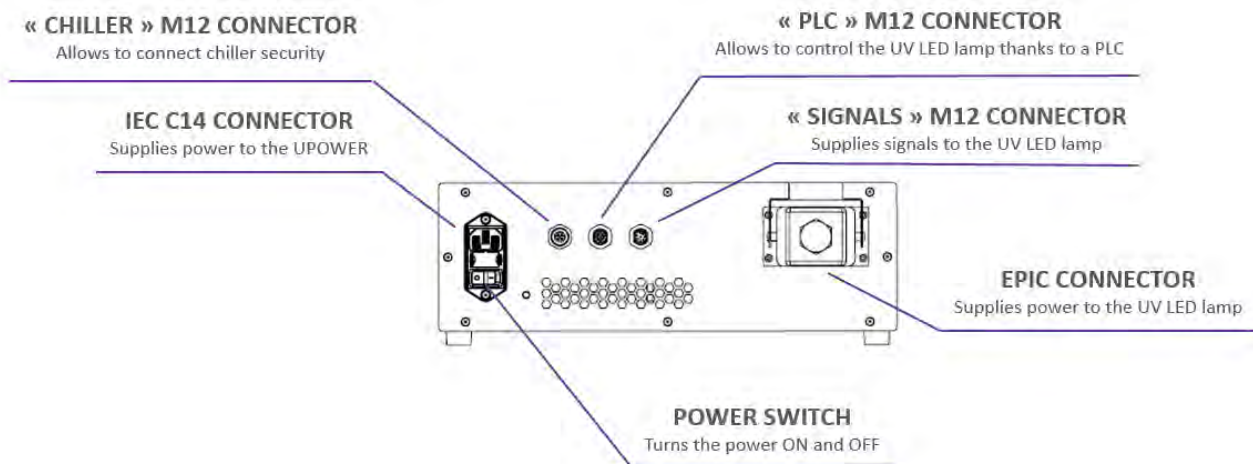
UPOWER 1500W & 3000W 48V

This power supply (Product reference: UPOWER-3000-48 and product reference: UPOWER-1500-48) is tailored for the USTRAIGHT™ and the ULINE™ with length from 150mm to 375mm. It allows the user to control manually one UV LED lamp, to plug a chiller security if a water-cooled lamp is used and to plug a PLC (analogue communication).

Front side (UPOWER-FAV-3000-48-TIMER & UPOWER-FAV-1500-TIMER) presentation:



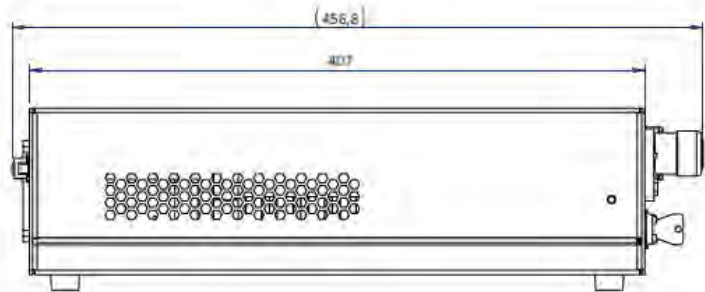
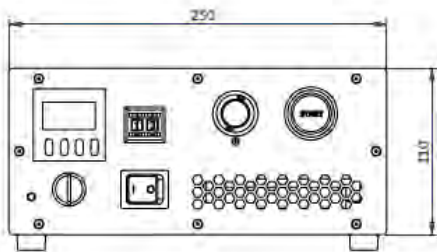
Rear side (UPOWER-FAR-3000-TIMER & UPOWER-FAR-1500-TIMER) presentation:



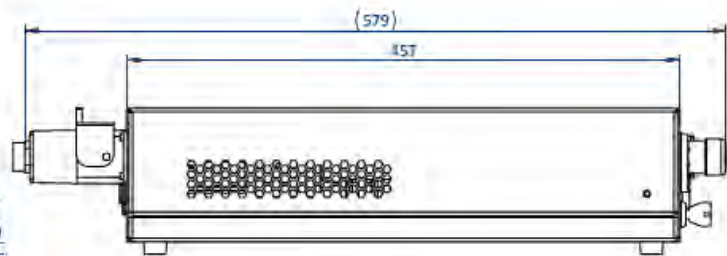
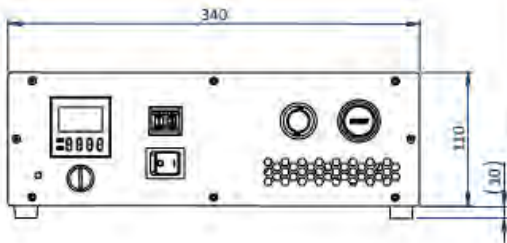


Mechanical dimensions

UPOWER™ 50W, 200W and 600W



UPOWER™ 1500W and 3000W





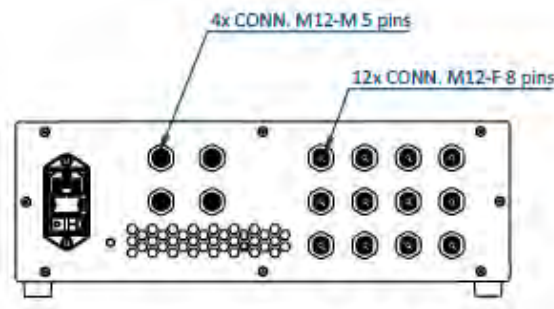
Custom Power supply

UWAVE can produce custom power supplies: Number of UV LED lamps to connect, synchronization with another equipment, type of connectors, mechanical constraints, ... Feel free to ask us.

Examples of custom power supply:



19" rack integration



Power supply for 12 UV LED curing lamps



Power supply with an integrated UV LED which emits in an optical fiber