

M280L6



### Description

This Thorlabs Mounted LED is mounted to the end of a Ø30.5 mm heat sink. This LED needs to be supplied with a constant current that must not exceed the maximum current. The current source must be able to deliver this current at the specified forward voltage. For specifications, please see the table below.

### Specifications

Specification	Value
Color	UV
Nominal Wavelength	280 nm
Bandwidth (FWHM) <sup>a</sup>	10 nm
Viewing Angle (Full Angle) <sup>a,b</sup>	114°
Emitter Size	1 mm x 1 mm
Maximum Current (CW) <sup>a</sup>	500 mA
Electrical Power <sup>a</sup>	3130 mW
Typical Lifetime <sup>a</sup>	>1 000 h
Operating Temperature (Non-Condensing)	0 to 40 °C
Storage Temperature	-40 to 70 °C
Risk Group <sup>c</sup>	RG3 - High Risk Group
Cable Length	2 m

a. Measured at 25 °C

b. When Driven with a Current of 350 mA

c. According to the Standard IEC 62471:2006, Photobiological Safety of Lamps and Lamp Systems

	Symbol	Min	Typical	Max
Peak Wavelength <sup>a,b</sup>	$\lambda_p$	275 nm	280 nm	285 nm
LED Power Output <sup>a,b</sup>	$P_{out}$	78 mW	114 mW	-
Forward Voltage <sup>a,b</sup>	$V_F$	-	6.26 V	-
Maximum Irradiance <sup>a,b,c</sup>	$E_e$	-	1 $\mu W/mm^2$	-

a. Measured at 25 °C

b. When Driven with the Maximum Current

c. Measured at a Distance of 200 mm

### Operating Instructions

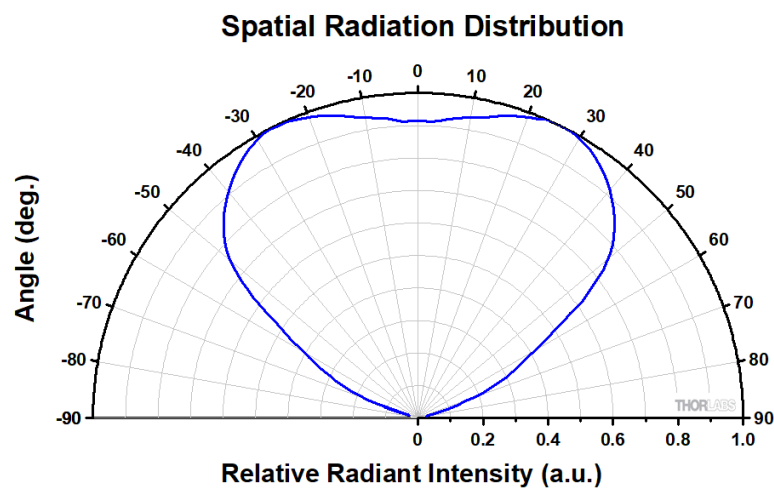
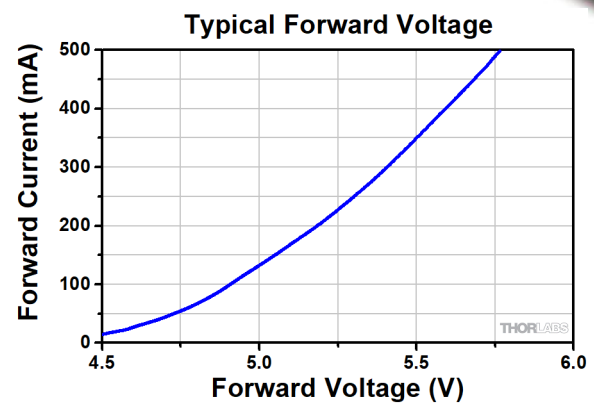
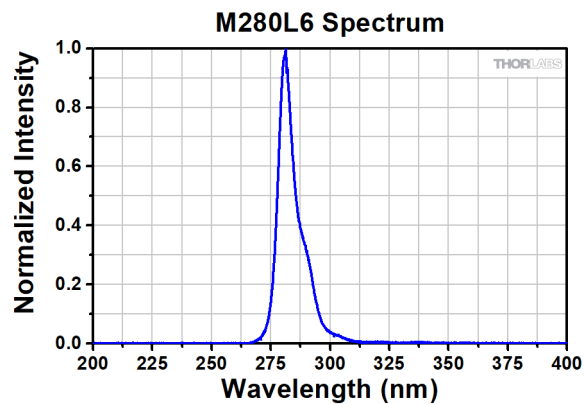
Be sure to provide air ventilation in order to avoid overheating, drops in optical power, and reduced lifetime. Be aware that each LED has a characteristic switch-on behavior, which depends on the LED properties and environment conditions. To supply sufficient heat dissipation, this LED has a unique thermal design that reduces the power decay to a minimum.

The drawing on page two shows the LED's male connector which is a standard M8x1 sensor circular connector. Pins 1 and 2 are connected to the LED. Pins 3 and 4 are used for the internal EEPROM. This pin assignment is valid for all Thorlabs LED drivers. For use of third party LED drivers, please ensure the correct pin assignment.

June 1, 2021

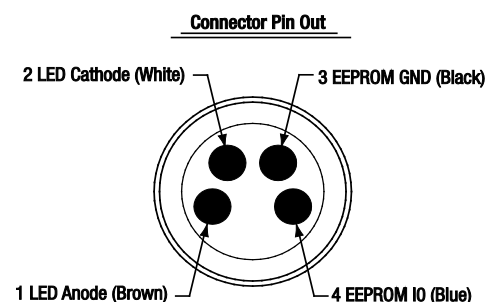
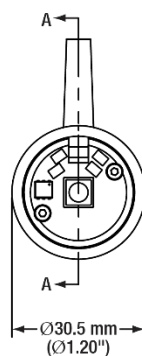
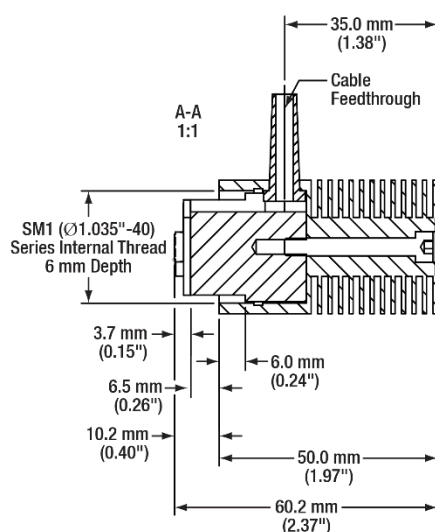
MTN023901-S01, Rev A

## Typical Performance Plots



Data Refers to Bare LED

## Drawings



## Power Supply

Please see the Thorlabs website for the available LED drivers. When selecting the LED driver, ensure that:

- The operating current never exceeds the maximum current specified in the LED specification table.
- Sufficient forward voltage is supplied.

If you decide to use your own DC source, please ensure that the correct connection is made to Pins 1 and 2.

## Maintenance and Service

This LED is not water resistant and must be protected from adverse weather conditions. To avoid damage, do not expose it to spray, liquids, or solvents. This LED does not contain any parts serviceable by the user and does not require regular user maintenance. Do not open the enclosure. If a malfunction occurs, contact Thorlabs for return instructions.

## Warnings and Safety

During normal operation, the casing temperature may exceed ambient temperature by as much as 25 °C (45 °F). To prevent higher case temperatures, the product should be operated without anything hindering air movement around the convective cooling fins.

Please note that this product is not suitable for household room illumination.

This LED must not be operated in explosive environments and should only be used with shielded connection cables.

All statements regarding safety of operation and technical data only apply when the unit is operated correctly according to its specifications. The safety of any system incorporating the equipment is the responsibility of the assembler of the system.

Inappropriate use of any Mounted LED product may result in permanent eye damage. To prevent injury, use this product in accordance with the International Standard "Photobiological Safety of Lamps & Lamp Systems" IEC 62471. This LED falls under the Risk Group RG3 - High Risk Group in accordance to the standard IEC 62471:2006.

If using this LED in a microscope application as a replacement for a mercury vapor lamp, the same precautions should be taken.

### UV / Visible Radiation Warning Statement

This LED emits intense UV / visible radiation during operation. Do not look directly into the UV / visible light or look through the optical system during operation, as this can be harmful to the eyes, even for brief periods of exposure, due to the high intensity of the light. If viewing the UV / visible light directly is necessary, protective glasses must be worn to avoid eye damage.

